

Search State Board of Education



# Educator Preparation Report Card

*For better viewing of the educator preparation report card, please access this site on your desktop.*

## Middle Tennessee State University

1301 E Main St, Murfreesboro, TN

<http://www.mtsu.edu/education/>

Select a Page to View

Provider Impact ▼

### Provider Impact

The Provider Impact domain reports the evaluation scores of a provider's cohort members who are teaching in Tennessee public schools. [Teacher evaluation](#) in Tennessee consists of multiple metrics, including classroom observations by trained evaluators and measures of teachers' impact on students' learning.

#### Performance

### Exceeds Expectations

#### What does this mean?

"Does Not Meet Expectations" means the provider received less than 50% of possible points. "Meets Expectations" means the provider received 50-74.9% of possible points. "Exceeds Expectations" means the provider received 75% or more of possible points.

#### Why is this important?

Teachers are the most important in-school factor contributing to students' success.

### Metrics

This domain includes four scored metrics and two unscored metrics.

(No data is shown for metrics with an n-size smaller than 10.)

● Score



EPPs above the scored range receive the maximum points possible. EPPs within the scored range receive partial points. EPPs below the scored range receive zero points.

#### Percentage of Cohort Members whose Classroom Observation Scores are Level 3 or Above



State Average: 96

N-Size: 1233

#### What is this metric?

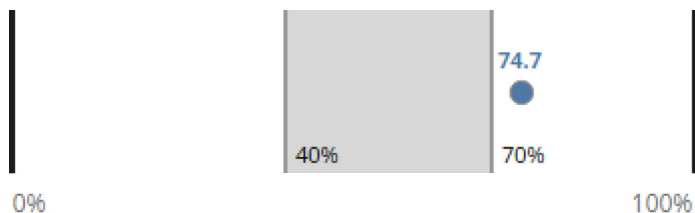
This metric reports the percentage of cohort members' observation scores that are 3 ("At Expectations") or higher on a scale of 1-5.

#### What does this mean?

The score of **96.9** earned this EPP **9.00** out of 9 points possible.

[View Disaggregations](#)

#### Percentage of Cohort Members whose Classroom Observation Scores are Level 4 or Above



State Average: 63.9

N-Size: 1233

#### What is this metric?


This metric reports the percentage of cohort members' observation scores that are 4 ("Above Expectations") or higher on a scale of 1-5.

#### What does this mean?

The score of **74.7** earned this EPP **6.00** out of 6 points possible.

[View Disaggregations](#)

#### Percentage of Cohort Members whose TVAAS Scores are Level 3 or Above



State Average: 59.1

N-Size: 250

#### What is this metric?

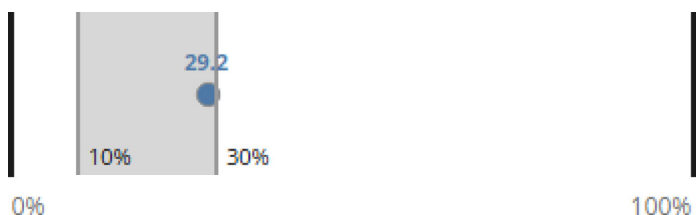
This metric reports the percentage of cohort members' student growth (TVAAS) scores of at least a 3 ("a scale of 1-5). Only cohort members who teach that has a state assessment receive TVAAS scores. This includes 25-50% of cohort members.

#### What does this mean?

The score of **60.8** earned this EPP **10.40** out of 10 points possible.

[View Disaggregations](#)

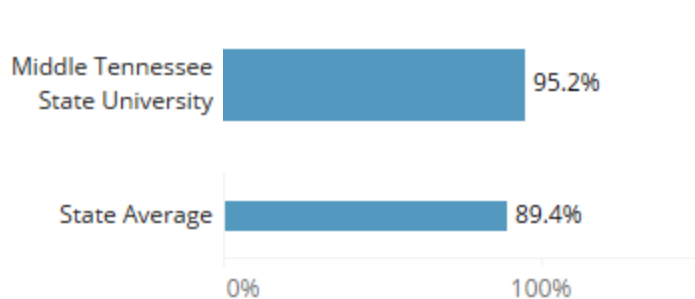
#### Percentage of Cohort Members whose Student Growth (TVAAS) Scores are Level 4 or Above



State Average: 24.5

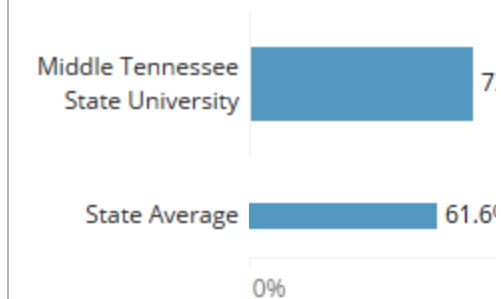
N-Size: 250

#### Percentage of Cohort Members whose LOE Scores are Level 3 or Above



N-Size: 1211

#### Percentage of Cohort Members whose LOE Scores are Level 4 or Above



N-Size: 1211

**What is this metric?**

This metric reports the percentage of cohort members who earned a student growth (TVAAS) score of at least a 4 ("Above Expectations") on a scale of 1-5. Only cohort members who teach a grade or subject that has a state assessment receive TVAAS scores. For most EPPs, this includes 25-50% of cohort members.

**What does this mean?**

The score of **29** earned this EPP **9.60** out of 10 points possible.

[View Disaggregations](#)

**What is this metric?**

This metric reports the percentage of cohort members' level of overall effectiveness (LOE) scores that are 3 ("At Expectations") or higher on a scale of 1-5. LOE includes all components of a teacher's annual evaluation required by state law and policy.

This metric is unscored.

**What is this metric?**

This metric reports the percentage of cohort members' level of overall effectiveness (LOE) scores that are 4 ("Above Expectations") or higher on a scale of 1-5. LOE includes all components of a teacher's annual evaluation required by state law and policy.

This metric is unscored.